




# ANNUAL REPORT

FY 24-25



PROVISO  
TOWNSHIP

MENTAL HEALTH  
COMMISSION



# BOARD OF COMMISSIONERS



**Michael A. Corrigan**  
President



**Nicole Gilhooley**  
Vice President



**Candace O. Jordan**  
Secretary



**John Walsh**  
Treasurer



**Michelle De La Rosa**  
Commissioner



**Angela D. Walker**  
Commissioner



**Adrian Moons**  
Attorney  
Del Galdo Law Group

# 2024-2025 ANNUAL REPORT



To the Board of Commissioners,

The Proviso Township Mental Health Commission is pleased to present its Annual Report for Fiscal Year 2024–2025. Each year, our focus remains steadfast: to engage with our partners to ask, answer, and act. We continually seek to understand how we can best respond to the evolving challenges facing our community and as a result, we are encouraged to report that many of these obstacles were met with effective resources and solutions. While unforeseen challenges will always arise, the Proviso Township Mental Health Commission remains committed to seeking innovative approaches to remove barriers and to advancing access to affordable, high-quality behavioral health services for all residents.

We collaborate with local municipalities, community-based organizations, and key stakeholders to promote and implement initiatives that reduce healthcare disparities, particularly among underserved populations. By leveraging comprehensive reporting systems and conducting organizational audits, we identify patterns and trends to better understand the ongoing challenges faced by residents. When persistent needs are detected, we allocate targeted resources to address them effectively. In Fiscal Year 2024–2025, the Commission provided funding to 22 agencies supporting 39 programs in which we observed patterns consistent with those identified in previous years. In addition to the ongoing demand for behavioral health services among adults and seniors, local agencies reported a marked increase in behavioral and mental health concerns among children and adolescents in Proviso Township. Risk behaviors such as vaping, coupled with rising rates of anxiety, depression, and substance use—particularly marijuana—were significantly impacting the well-being of our youth. These trends underscore an urgent need for targeted prevention, early intervention, and supportive services.

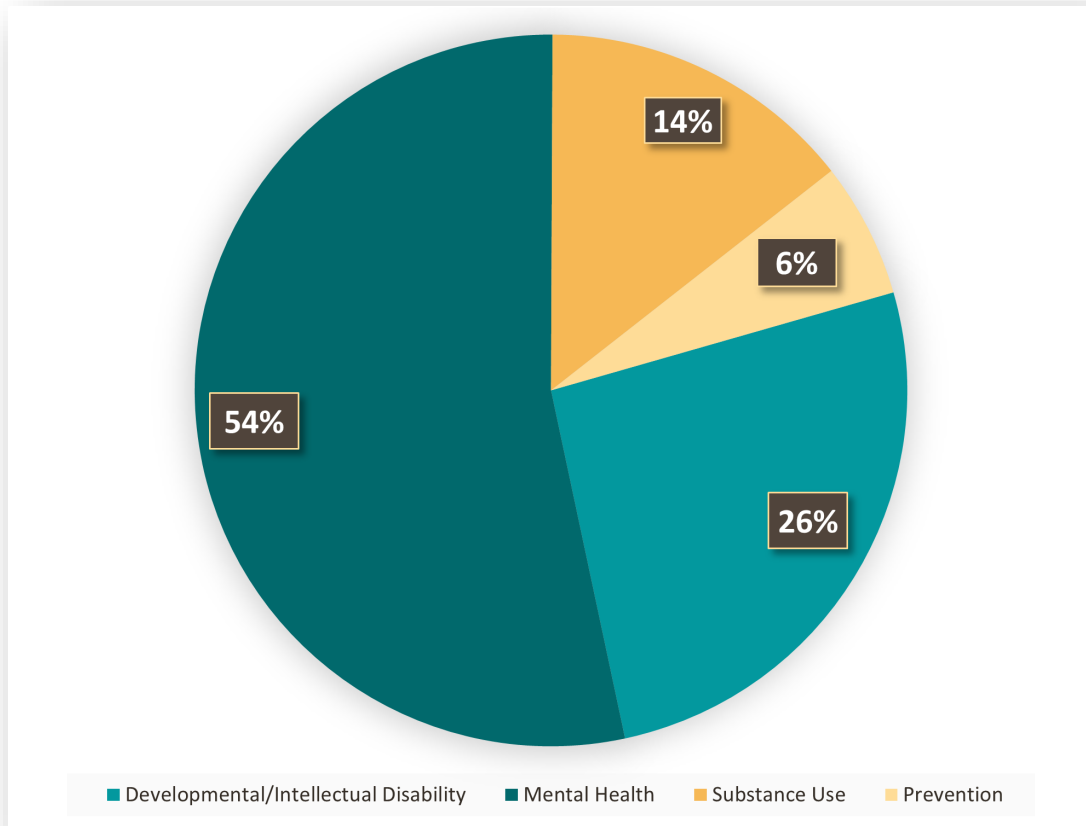
To encourage greater utilization and increase awareness of available services, the Commission implemented a series of community outreach initiatives. By addressing emerging immigration challenges, we ensured that essential resources and support remained accessible to uninsured individuals, guaranteeing access to behavioral health services regardless of insurance status. We promoted our mission through radio advertisements as well as continued marketing of our TALK line (708) 234-TALK through social media campaigns and partnerships with local agencies. We teamed up with several organizations to advance suicide prevention efforts and promote awareness of the national 988 Suicide and Crisis Lifeline. Throughout the year, staff actively participated in multiple community events to share information about our programs and services, further enhancing public awareness of the Commission’s mission and resources available to township residents.

Despite these efforts, challenges remain. Moving forward, the Proviso Township Mental Health Commission looks to build on these accomplishments by strengthening partnerships, advancing policies that promote health equity, and modernizing service delivery to meet emerging community needs.

Lastly, I would like to extend my sincere appreciation to the Proviso Township Mental Health Commission Board for their continued guidance and support in helping us fulfill our mission. I would also like to express my heartfelt thanks to the dedicated staff of the Proviso Township Mental Health Commission. Together, they work tirelessly to ensure that every individual in our community has access to high-quality, compassionate behavioral health services in the township.

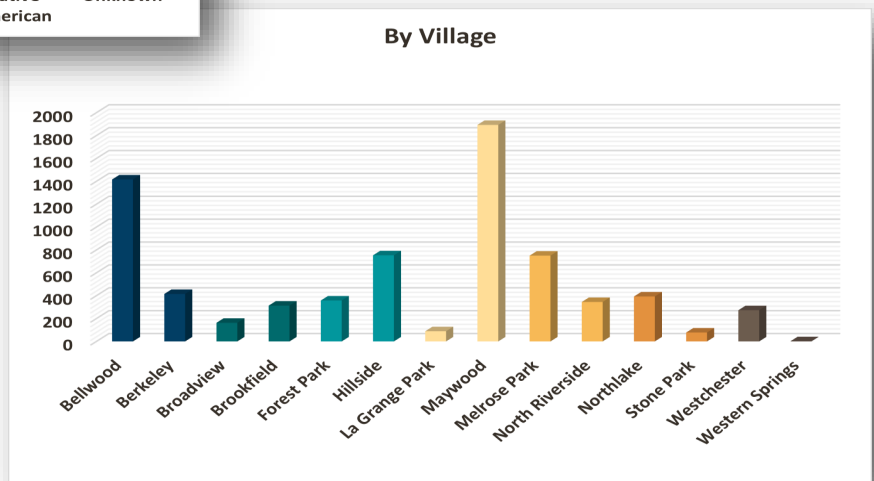
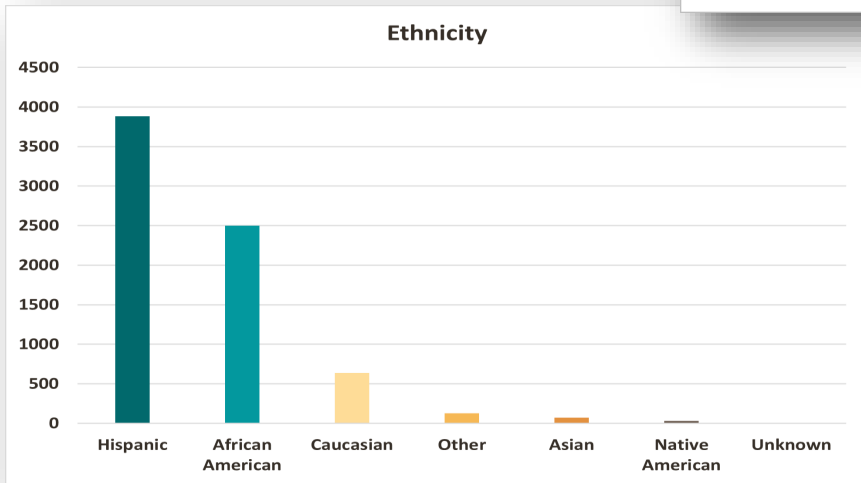
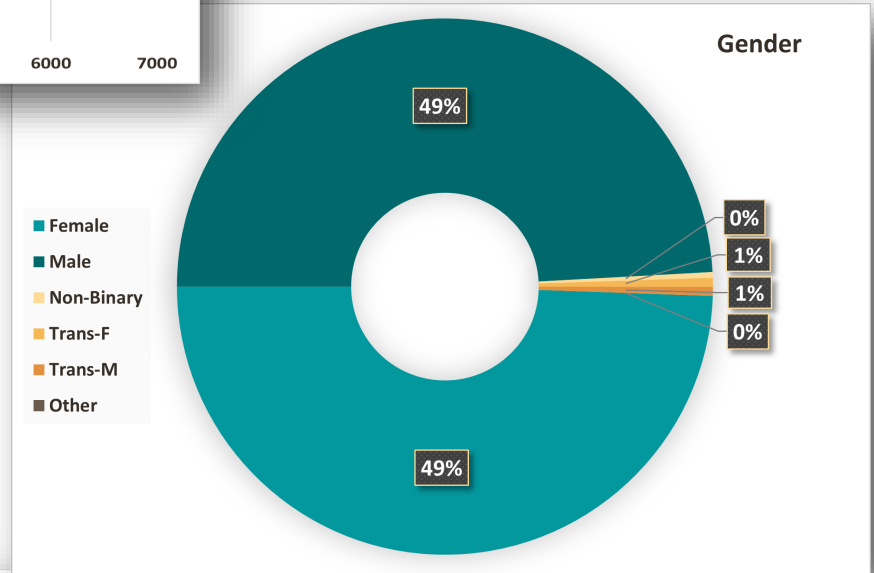
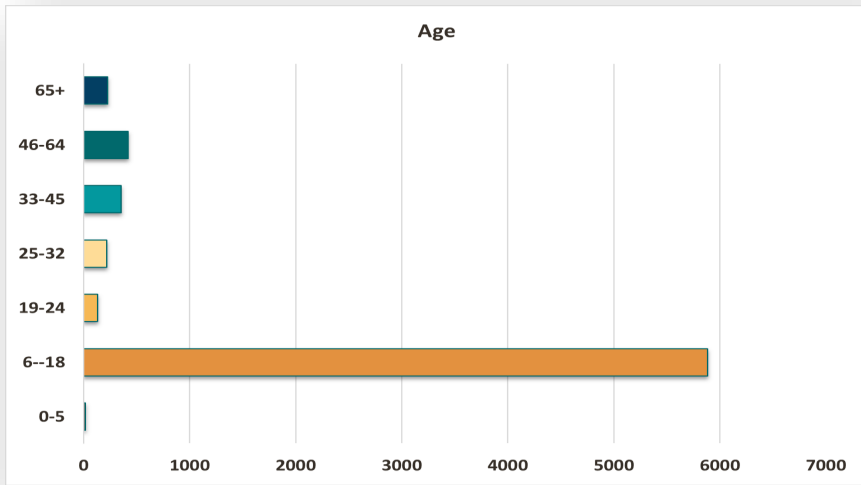
Sincerely,  
Joseph V. Vasilevski  
Executive Director

# FUNDING BY DISCIPLINE





# DEMOGRAPHICS



# AGENCY FUNDING

Service Based on: 2024-2025						
22 Agencies Funded	Amount disbursed for FY 24-25 by agency	Actually used by agency in FY 24-25	Residents receiving services by agency	% of total dollars used by agency	Average cost per resident by year	Average cost per resident by month
Aging Care Connections	\$ 58,000.00	\$ 58,000.00	84	100.00%	\$ 690.48	\$ 57.54
Ascension-Presence *	\$ 708,000.00	\$ 617,242.05	714	87.18%	\$ 864.48	\$ 72.04
Aspire	\$ 327,521.00	\$ 259,343.63	99	79.18%	\$ 2,619.63	\$ 218.30
BEDS Plus	\$ 35,000.00	\$ 35,000.00		100.00%		\$ -
Community Support Services	\$ 290,992.83	\$ 269,047.40	62	92.46%	\$ 4,339.47	\$ 361.62
Elyssa's Mission	\$ 29,020.00	\$ 29,020.00	3111	100.00%	\$ 9.33	\$ 0.78
Haymarket	\$ 25,000.00	\$ 25,000.00	51	100.00%	\$ 490.20	\$ 40.85
Healthcare Alternative Systems	\$ 250,000.00	\$ 122,217.34	80	48.89%	\$ 1,527.72	\$ 127.31
Helping Hand	\$ 5,000.00	\$ 5,000.00	4	100.00%	\$ 1,250.00	\$ 104.17
Housing Forward	\$ 158,000.00	\$ 158,000.00	119	100.00%	\$ 1,327.73	\$ 110.64
Interfaith Community Partners(CARS)	\$ 16,000.00	\$ 16,000.00		100.00%		\$ -
NAMI	\$ 62,000.00	\$ 62,000.00	2323	100.00%	\$ 26.69	\$ 2.22
Pillars	\$ 73,000.00	\$ 73,000.00	68	100.00%	\$ 1,073.53	\$ 89.46
PLCCA	\$ 116,386.42	\$ 115,085.34	248	98.88%	\$ 464.05	\$ 38.67
Proviso Public Partnership	\$ 405,000.00	\$ 405,000.00	129	100.00%	\$ 3,139.53	\$ 261.63
Seguin	\$ 143,200.00	\$ 143,200.00	32	100.00%	\$ 4,475.00	\$ 372.92
The Answer	\$ 30,000.00	\$ 29,601.00	7	98.67%	\$ 4,228.71	\$ 352.39
Veterans Park	\$ 43,000.00	\$ 43,000.00		100.00%		\$ -
Village of Brookfield	\$ 34,169.00	\$ 34,169.00	25	100.00%	\$ 1,366.76	\$ 113.90
Village of North Riverside	\$ 18,000.00	\$ 18,000.00		100.00%		\$ -
Wayback Inn	\$ 396,500.00	\$ 396,500.00	52	100.00%	\$ 7,625.00	\$ 635.42
Youth Outreach Services	\$ 61,330.00	\$ 55,255.97	39	90.10%	\$ 1,416.82	\$ 118.07
Total used	\$ 3,285,119.25	\$ 2,968,681.73	7247			
			Unduplicated			
* Doesn't include the families served for SFP						
Services by Discipline	Total Amount by Discipline					
Developmental/Intellectual Disability	\$ 857,713.83					
Mental Health	\$ 1,754,350.00					
Substance Use	\$ 471,500.00					
Prevention	\$ 201,555.42					
Total Amount Committed	\$ 3,285,119.25					
		MH	Prevention	SA	ID/DD	
		Aging Care Connections	Beds Plus	Healthcare Alternative Systems	Aspire	
		Ascension-Presence	Interfaith (CARS)	Haymarket	Community Support Services	
		Elyssas Mission	PLCCA	Way Back Inn	Helping Hand	
		Healthcare Alternative Systems	Village of Brookfield		Village of North Riverside	
		Housing Forward			Seguin	
		NAMI			The Answer	
		Pillars			Veterans Park Dist	
		Proviso Public Partnership				
		Youth Outreach Services				

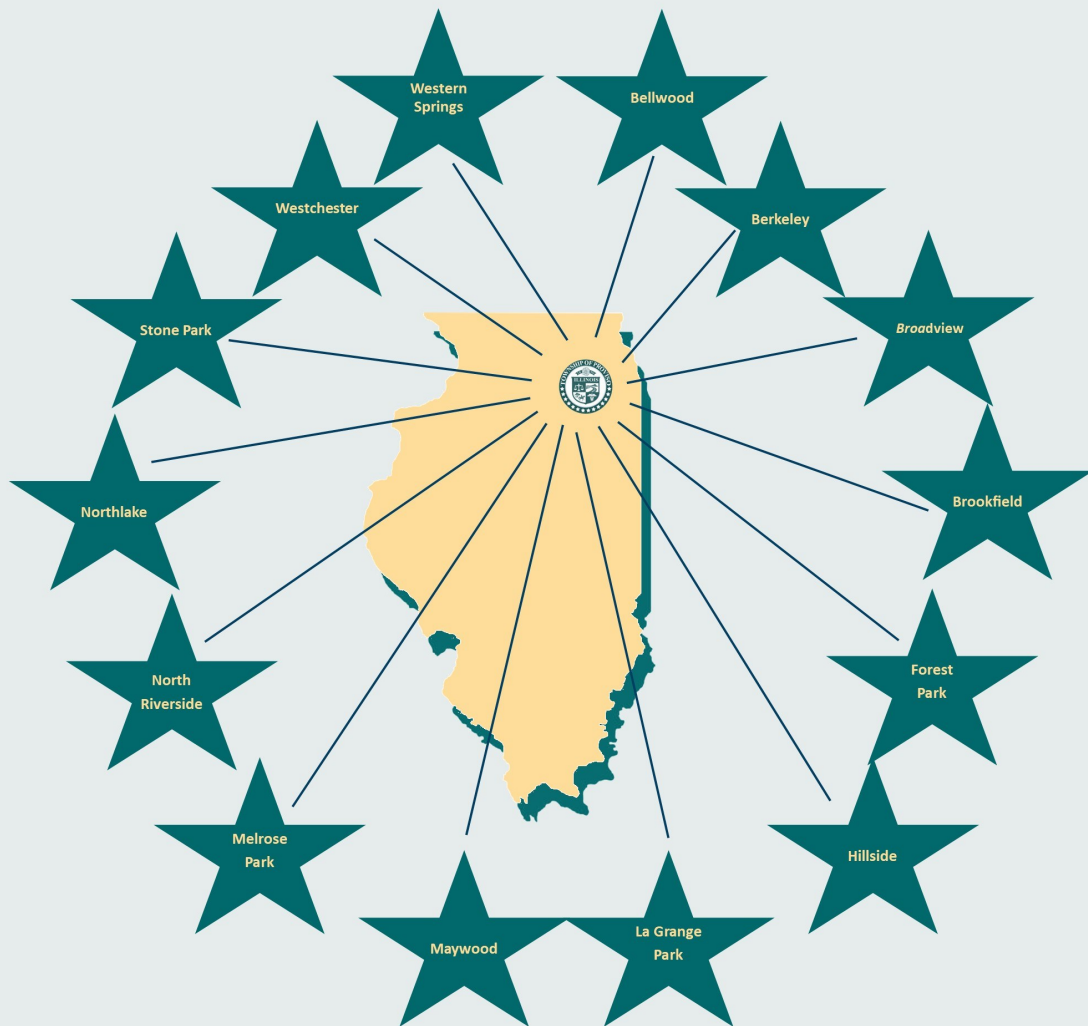
**PROVISO TOWNSHIP MENTAL HEALTH COMMISSION  
ANNUAL REPORT OF INCOME & DISBURSEMENTS  
(CASH BASIS)  
FISCAL YEAR 2024 - 2025**

**INCOME:**

Property Taxes	\$4,856,364.68
Interest	127,620.93
Medicaid Reimbursement	4,445.23
<b>TOTAL INCOME</b>	<b><u>\$4,988,430.84</u></b>

**DISBURSEMENTS:**


Staff Salaries	\$ 466,754.91
Medical, Dental, Vision & Life Insurance	178,212.24
FICA, Medicare, IMRF & Unemployment Benefits	50,599.23
Office Expenses	6,259.23
Postage	621.00
Assn Membership/Subscriptions	14,896.64
Board Expenses	6,162.21
Executive Director Expenses	3,039.36
Staff Expenses	2,423.41
Meeting Expenses	320.00
Rental Expenses	87,750.00
Office Insurance	13,132.00
Miscellaneous	2,864.94
Printing & Promotional	10,898.02
Professional Services	183,067.49
Telephone & Internet	9,230.92
Office Equipment & Development	28,599.85
Direct Service	
Aging Care Connections	58,000.00
Ascension at Procare Center	674,342.90
Aspire	292,900.35
Beds Plus	35,000.00
Community Support Services	290,992.83
Elyssa's Mission	29,020.00
Healthcare Alternative Systems	149,368.32
Helping Hand	5,000.00
Housing Forward	158,000.00
Interfaith Community Partners	16,000.00
McDermott Haymarket	25,000.00
NAMI Metro-Suburban	60,153.68
Pillars	73,000.00
PLCCA, Inc.	116,386.42
Proviso Public Partnership	405,000.00
Seguin Services	143,200.00
The Answer	29,601.00
Veterans Park District	43,000.00
Village of Brookfield	34,169.00
Village of North Riverside	18,000.00
Way Back Inn	396,500.00
Youth Outreach Services	61,330.00
Agency Fundraisers	38,555.00
	3,152,519.50
<b>TOTAL DISBURSEMENTS</b>	<b><u>\$ 4,217,350.95</u></b>



[www.ptmhc.org](http://www.ptmhc.org)

Phone: 708.449.5508

Fax: 708.449.6421



PROVISO  
TOWNSHIP

MENTAL HEALTH  
COMMISSION